


ColorCam 3.0

Overview

Colorcode™ is a breakthrough technology that is set to revolutionize the way you use your mobile phone to access information from the Internet.

A Colorcode™ is an advanced 3D code made up of 5 cells by 5 cells in 4 different colors – red, blue, green and black, and a white border. With Colorcode™, you can download any digital content from the Internet to your mobile phone instantly. The content can be in the form of text, images, or even audio and video files.



Colorcode™ - an advanced 3D code.

Description

We helped Colorcode™ in developing the ColorCam application for blackberry devices. The application is developed to support the following list of blackberry versions.

Supported Blackberry versions:

Blackberry Version	Development tools used	Devices used for testing
4.5	Blackberry JDE 4.5.0	Blackberry PEARL 8100
4.6	Blackberry JDE 4.6.0	Blackberry BOLD 9000
5.0	Eclipse for Blackberry	Blackberry STORM 9530

The application is a properly signed that can be downloaded free through the Colorcode™ website.

Application flow

The application starts with a splash screen for few seconds. The first screen of the application opens up mobile camera with a scan button. In case of blackberry 4.5 it opens a native camera. User focuses the mobile on a

Colorcode™ to scan the code. The screen has ability to zoom and auto captures the image. Once the code is scanned a proprietary algorithm is applied to decode image code to a ten digit unique number. The application establishes a background network connection to the Content Management Server (CMS). The CMS returns a mapped URL associated with the code. The application automatically launches the browser to show the URL that has information regarding the code.

The application has other features like

1. A user friendly menu options.
2. Save scanned Colorcode™ into the local phone memory as Favorites.
3. Invite friends to use the ColorCam application.
4. Save settings like preferred language, sound file for scan.
5. Context sensitive help.
6. About Colorcode™ that takes user to Colorcode™ website.
7. Share the Colorcode™ with friends using email, Facebook.
8. Manual typing of Colorcode™ to fetch the content.
9. Manage Colorcode™ history.

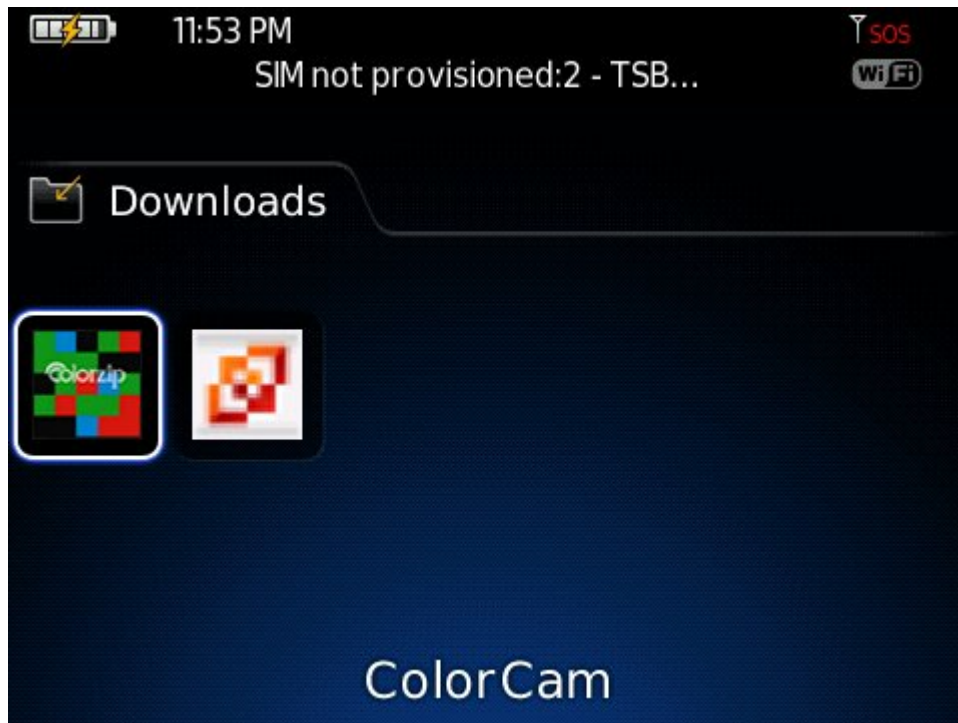
Screenshots

1. Device info

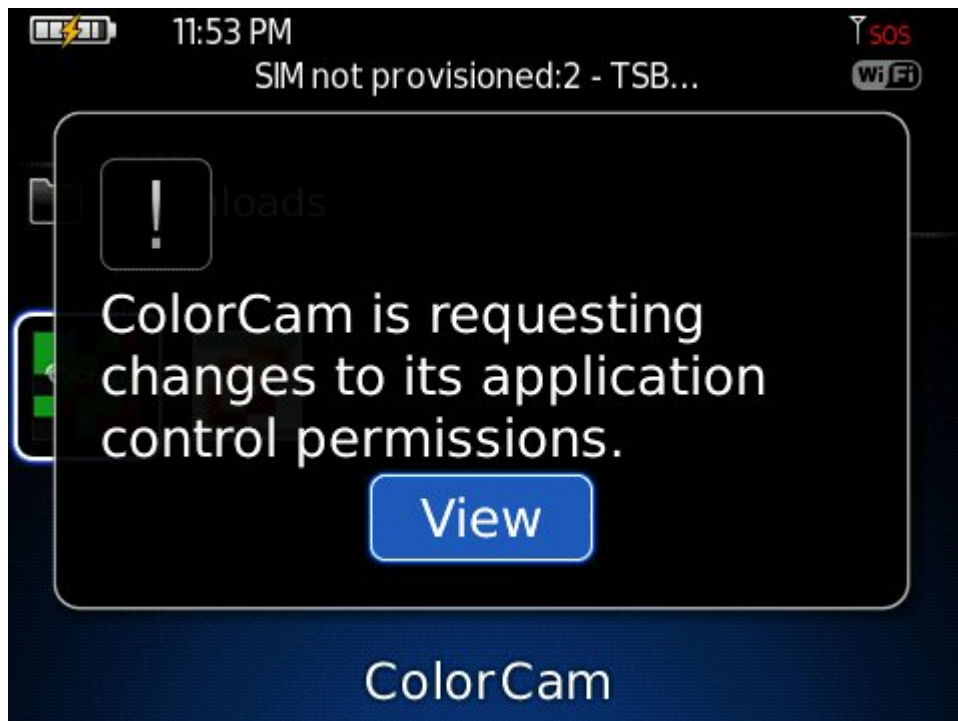


BlackBerry® 8900
smartphone (EDGE, Wi-Fi)
v4.6.1.250 (Platform 4.2.0.113)
Cryptographic Kernel v3.8.5.50a
Branding Version: 1.156.179.40
Micro Edition Configuration: CLDC-
1.1
Micro Edition Profile: MIDP-2.0
Micro Edition JTWI Version: 1.0

2. Downloaded application



3. Access permissions screen



4. View access permissions options

Permissions: ColorCam	
– Connections	Allow
Internet	Allow
Wi-Fi	Allow
– Interactions	Allow
Device Settings	Allow
Recording	Allow
– User Data	Allow
Files	Allow

Application Modules
ColorCam

5. Save permissions

Permissions: ColorCam	
– Connections	Allow
Internet	Allow
Wi-Fi	Allow
– Interactions	Allow
Device Settings	Allow
Recording	Allow
– User Data	Allow
Files	Allow

Changes made!

Save

Discard


Cancel

Application Modules
ColorCam

6. Splash screen




7. Welcome screen



8. Scan code camera mode

ColorCam - Scan code



9. Launch Browser



 **BlackBerry™**

Requesting...

10. Show content page

[image]

[Distributor](#) | [Customer](#) | [Our
Collections](#) | [About Us](#)

Loading Images...